



Product Brochure

Sage Intacct Reporting and Dashboards

Transform organization decision making with broad and deep visibility into financial and operational data.

Sage



“Now, I’m in a position to provide reports more quickly and be a true champion within the organization.”

Braam du Plooy

Controller, Atlanta Convention & Visitors Bureau

Table of Contents

Page 4

Essential visibility

Page 4

Multiple points of accessibility

Page 6

Financial reports and charts

Page 7

Activity-specific reporting

Page 8

Ad hoc reports

Page 9

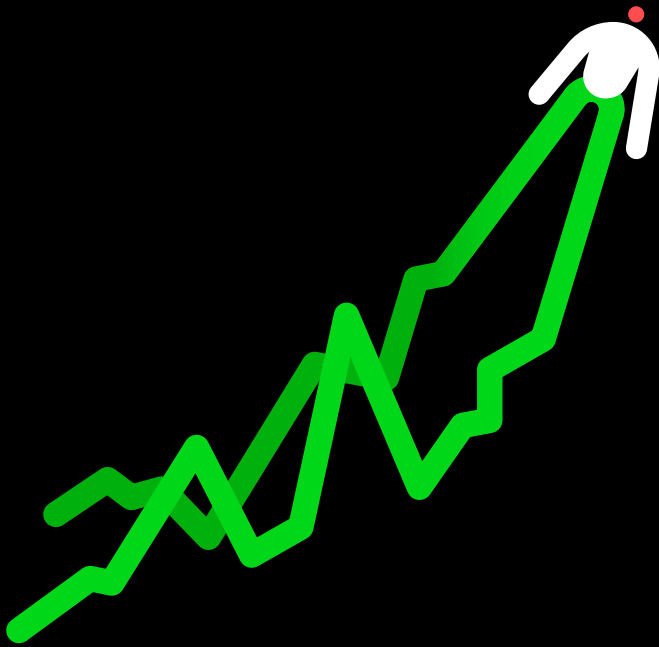
Interactive custom reporting

Page 10

Robust permissions

Page 11

Learn to report in no time



Essential visibility

Drive data-driven decision making to keep your organization on the right path

Data-driven decisions that transform organizations require broad and deep visibility into financial and operational data. Where other systems rely on external tools for visibility, Sage Intacct provides built-in tools to display real-time, drillable source data. By approaching data from multiple directions, through multiple tools, finance leaders can pull and analyze information from the Sage Intacct Intelligent GL™, subledgers, and supporting data objects. Information can be shared through a variety of means like customizable dashboards or distributed through export or email, including PDF and Excel files.

Multiple points of accessibility

1. Customizable dashboards allow role-based and process-based metrics, reports, and charts to be created for quick insight and data-driven decisions.
2. For in-depth reporting, the Sage Intacct Report Center contains a library of reports and financial statements, as well as charts and tools for modifying, duplicating, or creating completely new reports and charts.
3. Activity-specific subledger reports, like customer aging and check registers, can also be found in the individual task area.
4. External processes, like business intelligence or data warehousing, can be driven by using Web Services APIs or setting up data delivery services.

“We’re now able to track contracts better because all our data is coming from one place, whereas before we used multiple sources and a lot of error-prone Excel manipulation. Sage Intacct delivers accurate reporting for all our billed and unbilled, deferred and paid contracts, providing full transparency into our customer base so we can keep our fingers on the pulse of everything from contract renewals, upsells, and cross-sells, to churn by product and amortized commissions expenses.”

Lisa Schulz

Corporate Controller, Jobvite

Security Products Top level

Bob S Help & Support

Dashboards

Search

Controller Dashboard

As of today All departments All locations All product lines Clear

Cash on Hand

\$16,795K ↑

this year +\$534,081 vs. prior year

Revenue YTD

\$711,220 ↓

this year -\$222,502 vs. prior year

Cost of Sales

\$4,650 ↓

this year -\$19,137 vs. prior year

Gross Profit

\$706,570 ↓

this year -\$203,365 vs. prior year

Net Income YTD

\$660,770 ↓

this year -\$111,967 vs. prior year

Financials -- Income Statement Detail by

10/03/2019 10:15

	California	Florida	Maine	Texas
Year To Date	Year To Date	Year To Date	Year To Date	Year To Date
10/03/2019	10/03/2019	10/03/2019	10/03/2019	10/03/2019
Net Income (Loss)				
Gross Profit				
Sales	290,000	73,745	141,415	206,090
Total Sales	290,000	73,745	141,415	206,090
Cost Of Sales	0	0	0	4,650
Cost Of Goods Sold				
Total Profit (Loss)				

Revenue by Entity

10/03/2019 10:19

Customer Aging

10/03/2019 10:19

What I Follow

Post File Link Snapshot

What are you working on Share

Bob Shawgo
August Rev state

Revenue per Retail Hour by Location.png

Financials -- Balance Sheet Detail by En

10/03/2019 10:15

AP Analysis

10/03/2019 10:19

Contracts

Contract Forecast - All Types

Subtotal name	Customer ID	Customer Name	Contract ID	Item Name	Contract Line Drill Down	2018/01-2018/03	2018/04-2018/06	2018/07-2018/09	2018/10-2018/12	2019/01-2019/03	2019/04-2019/06	Future Forecast	Total Forecasted Value
Billing	C-00080	Knowledgebase Marketing	K-00045	Subscription	957	150,000.00	150,000.00	150,000.00	150,000.00	150,000.00	150,000.00	900,000.00	1,800,000.00
	C-00000	Knowledgebase Marketing	K-00045	Implementation	958	25,000.00						0.00	25,000.00
Sum for Billing						175,000.00	150,000.00	150,000.00	150,000.00	150,000.00	150,000.00	900,000.00	1,825,000.00
Payment	C-00080	Knowledgebase Marketing	K-00045	Implementation	958	25,000.00						0.00	25,000.00
	C-00000	Knowledgebase Marketing	K-00045	Subscription	957	150,000.00	100,000.00	150,000.00	200,000.00	150,000.00	100,000.00	950,000.00	1,800,000.00
Sum for Payment						175,000.00	100,000.00	150,000.00	200,000.00	150,000.00	100,000.00	950,000.00	1,825,000.00
Sum for Revenue												950,000.00	1,825,000.00
Sum Total												950,000.00	1,825,000.00

Greenly Visionary USA

Accounts Payable

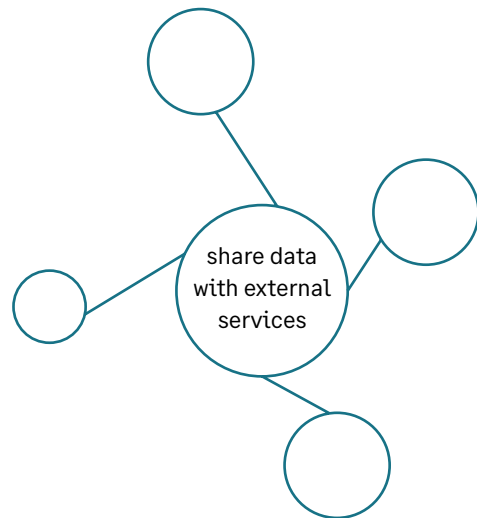
AP Ledger

Based on: Document date As of date: 11/26/2019

Vendor	Date	Document	Reference	Memo	Txn currency	Txn amount	Charges (USD)	Payments (USD)	Balance (USD)
20008 - Boston Properties	11/01/2019			Balance forward					85,595.92
20007 - Emporis Property Management	11/01/2019			Balance forward					203,075.52
20026 - Microdot Technologies	11/01/2019			Balance forward					500.00
20020 - Peterson Advertising	11/01/2019			Balance forward					3,300.00
20028 - Verizon Business	11/01/2019			Balance forward					107,669.30
Totals							0.00	0.00	400,140.74

“Sage Intacct’s dashboards, report writer, dimensions, and statistical capabilities are just phenomenal. We created magnificent dashboards that were unimaginable to us just a couple months before deploying the system, and they’ve dramatically changed how we analyze financial data.”

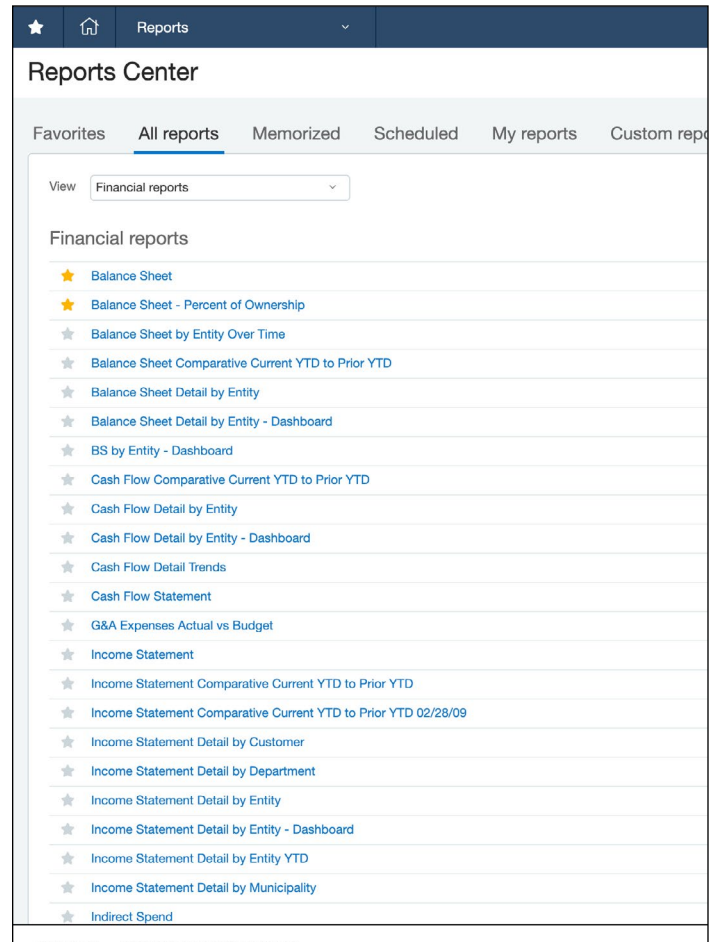
Alejandro Pérez
Chief Happiness Officer & CEO, Komet Sales



Financial reports and charts

Real-time data from the Sage Intacct Intelligent GL

Financial reports and charts rely on real-time data from the Sage Intacct Intelligent GL™ to produce income statements, balance sheets, cashflow statements, and more. They provide filtering and hierarchy based on dimensional structures. Dimensions are things like location, department, customer, or project, that can be assigned to or “tagged” on transaction line items. Organizations can even create custom dimensions, like grant, fund, or airplane—anything that they might want to report by. Individual dimensions and dimension groups can be defined by users to mix and match information, such as looking at sales orders by location and by customer. The financial report writer and chart builder give control to the finance team to get at key data to inform decision-making.



“Sage Intacct has helped streamline our business by allowing us to create twice as many reports in less than half the time we needed in the past.”

Pam Bakker
Controller, Laird Management

Activity-specific reporting

Bills Analysis Report

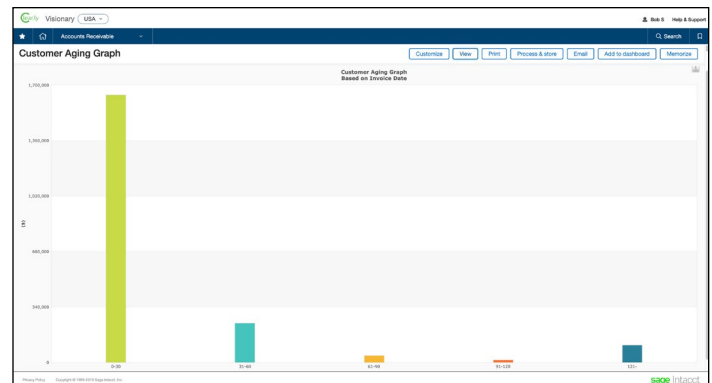
Account	Date	Vendor	BB#	Description	Department	Location	Allocation	Tax Currency	Tax Amount	Amount (USD)
6200-Rent	11/01/2019	20008-Boston Properties	W0251	Rent 2017 Location 120	200-Services	120-Boston		USD	2,139.90	5,139.90
	11/01/2019	20008-Boston Properties	W0261	Rent 2017 Location 120	100-Sales	120-Boston		USD	19,258.08	18,258.08
	11/01/2019	20007-Empora Property Management	W0292	Rent 2017 Location 110	300-Admin	110-San Francisco		USD	50,768.88	50,768.88
Total for 6200-Rent										72,166.86
6225-Internet	11/15/2019	20028-Verizon Business	W0256	Internet 2017 Location 110	330-IT	110-San Francisco		USD	12,974.27	12,974.27
	11/09/2019	20028-Verizon Business	W0257	Internet 2017 Location 120	200-Services	120-Boston		USD	855.96	855.96
	11/02/2019	20028-Verizon Business	W0257	Internet 2017 Location 120	100-Sales	120-Boston		USD	7,709.83	7,709.83
	Total for 6225-Internet									
Grand Total										93,706.72

Bills analysis report shows bills by account

Adjusted Available Cash

Payment date	Vendor	Bank	Payment method	Payment status	Amount
03/11/2018	VEN-000507-Blue Sky Marketing	123456-Bank of America	Printed Check	Approved	470.00
03/11/2018	VEN-000023-International Business Systems	123456-Bank of America	Printed Check	Approved	90.00
03/11/2018	VEN-000012-Veriphone-Network Services	Chase - Corporate-Chase Corporate Disbursement Account	Printed Check	Approved	52.50
06/11/2018	VEN-000016-Continental Express	Chase - Corporate-Chase Corporate Disbursement Account	Printed Check	Submitted	555.00
07/08/2018	VEN-000024-Sandcastles, Inc	Chase - Corporate-Chase Corporate Disbursement Account	Printed Check	Submitted	500.00
08/02/2018	VEN-000001-System Foods	Chase - Corporate-Chase Corporate Disbursement Account	Printed Check	Approved	1,250.00
03/07/2019	VEN-000001-System Foods	Chase - Corporate-Chase Corporate Disbursement Account	Printed Check	Approved	4,802.50
05/07/2018	VEN-000002-Computer Connection	Chase - Corporate-Chase Corporate Disbursement Account	Printed Check	Approved	500.00
05/07/2018	VEN-000002-Computer Connection	123456-Bank of America	Printed Check	Approved	100.00
03/07/2019	VEN-000003-International Business Systems	Chase - Corporate-Chase Corporate Disbursement Account	Printed Check	Approved	4,410.00
03/02/2019	VEN-000507-Blue Sky Marketing	123456-Bank of America	Printed Check	Approved	200.00
03/07/2019	VEN-000012-Veriphone-Network Services	123456-Bank of America	Printed Check	Approved	1,200.00
03/07/2019	VEN-000016-Continental Express	Chase - Corporate-Chase Corporate Disbursement Account	Printed Check	Approved	500.00
03/07/2019	VEN-000032-Defender USA Inc	123456-Bank of America	Printed Check	Approved	11,750.00
03/07/2019	VEN-000033-Final Alert Incorporated	123456-Bank of America	Printed Check	Approved	350.00
03/07/2019	VEN-000035-Coast Office Supply	SunTrust-SunTrust	Printed Check	Approved	100.00
Totals:					26,838.00

Adjusted available cash report allows for timely decisions



Customer aging graph tells your DSO story at a glance

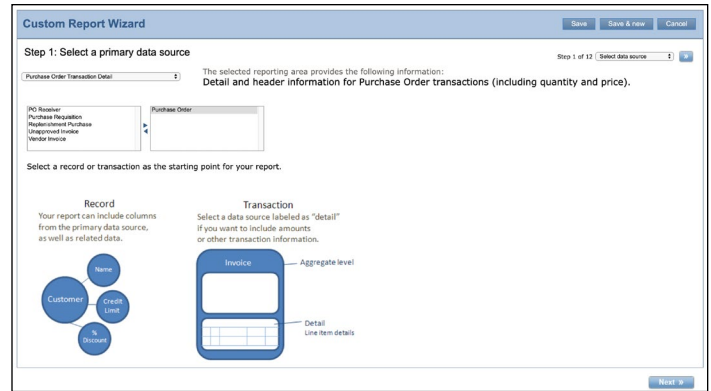
Task centered reporting on accounting processes

Out-of-the-box, task-centered reports have set, selectable filters based on standard financial processes. These “standard” reports form the backbone of daily activity for the accounting team. Process reports provide the team with information for processing transactions, interacting with customers and vendors, and speeding up the close.

“With Sage Intacct, our general managers and department heads hold greater accountability, because management can quickly pinpoint areas of financial concern and have accurate information with which to make better business decisions. As a result, three of our struggling entities moved into the black, our overall gross margins improved by 20%, cash flow increased by nearly a half a million dollars, and our real estate asset values grew by over \$5 million.”



Ad hoc reports



List reporting across related data tables

With the Custom Report Writer, users create ad-hoc reports to lookup, sort, and filter information across related records, such as finding phone numbers for all the customers that purchased a particular item. These reports often work in conjunction with activity reports to provide data specific to an organization's unique business processes. A report wizard makes building these reports fast and easy—no coding required.

“Sage Intacct lets us run utilization, efficiency, and expense reporting at the project, task, department, or customer level for granular transparency into our labor costs and profitability across various operational categories. This valuable insight helps CTI’s leaders manage existing employees’ workloads, as well as project future employment needs based on upcoming projects and proposals.”

Brian Lawrence

Senior Director, Finance & Taxation, CTI



Interactive custom reporting

In-depth, interactive analysis

The Sage Intacct Interactive Customer Report Writer provides in-depth look-up and analysis of transactional data for making comparisons and finding trends. The Interactive Report Writer is available for view only or build and view. With view only, users can drill, filter, sort, and expand reports to answer specific business questions. A library of more than 60 interactive reports allow for a quick start and rapid analysis of key transactional information. For data-savvy users, the build and view option provides powerful and advanced report creation with live production data while building, hierarchical field selection, drag and drop, automatic formatting, formulas, and subtotals.

“One of my favorite things about Sage Intacct is having the ability to easily create custom reports on my own. Now, I’m in a position to provide reports more quickly and be a true champion within the organization.”

Run Interactive Custom Report

Customize View Process & store Email Add to dashboard Memorize

AP Vendor Aging Summary and Bill Details Report
Report as of Today based on Due Date - Transaction currency

Vendor ID [AP record]	Vendor name [AP record]	Transaction currency [AP record]	Current	1-30	31-60	61-90	Over 90	Total
20007	Emporis Property Management	USD	0.00	0.00	0.00	0.00	203,075.52	203,075.52
20008	Boston Properties	USD	0.00	0.00	0.00	0.00	85,595.92	85,595.92
20020	Peterson Advertising	USD	0.00	0.00	0.00	0.00	3,300.00	3,300.00
20026	Microdot Technologies	USD	0.00	0.00	0.00	0.00	500.00	500.00
20028	Verizon Business	USD	0.00	0.00	0.00	0.00	107,669.30	107,669.30
Grand Total			0.00	0.00	0.00	0.00	400,140.74	400,140.74

Vendor name [AP record] Peterson Advertising

Bill number [AP record]	Date [AP record]	Due date [AP record]	Total	Transaction currency [AP record]
12525	6/16/2019	7/16/2019	3,300.00	USD

Robust permissions

At Sage Intacct, visibility and security go hand in hand. Reporting comes with granular permissions, allowing the administrator to grant access only when and where it's needed. You can choose to allow access to everyone, limit it to certain user groups, or give individual permission to key people.

“Sage Intacct puts real-time financial information into the hands of our managers so they’re more apt to take ownership and be proactive. They no longer call finance to ask, ‘why are my food, paper, or repair costs so high?’ because they have the tools they need to identify problem areas themselves and investigate what’s impacting their store’s profitability.”

Share just what is needed

Accounts Payable Permissions

Check Run Detail	<input checked="" type="checkbox"/> List	<input checked="" type="checkbox"/> Delete			
Posted Advances	<input checked="" type="checkbox"/> List	<input checked="" type="checkbox"/> View	<input checked="" type="checkbox"/> Void		
Quick Check Entry	<input checked="" type="checkbox"/> Run				
Tax Detail	<input type="checkbox"/> List	<input type="checkbox"/> View	<input type="checkbox"/> Add	<input type="checkbox"/> Edit	<input type="checkbox"/> Delete
Tax Schedule	<input type="checkbox"/> List	<input type="checkbox"/> View	<input type="checkbox"/> Add	<input type="checkbox"/> Edit	<input type="checkbox"/> Delete
Tax Schedule Map	<input type="checkbox"/> List	<input type="checkbox"/> View	<input type="checkbox"/> Add	<input type="checkbox"/> Edit	<input type="checkbox"/> Delete

Reports Permission None Read Only All

AP Ledger	<input checked="" type="checkbox"/> Run
Recurring Transaction Status	<input checked="" type="checkbox"/> Run

Financial Report Writer

Reporting Accounts
As of date

Set report permissions — Balance Sheet - Detail

Permissions

Select which users can access this report.

Users who are denied access won't see the report in the Financial Reports list, in the Reports Center, and on dashboards.

Report owner:

Access list:

Only listed users/groups may access this report.

Exclusion list:


Users/Groups in the Exclusion list do not have access to this report.

Learn to report in no time

At Sage Intacct, the commitment to customer success extends to providing learning resources in reporting. With hands-on courses held live in various cities, virtual classroom instructor-led courses, and on-demand learning available through the Sage Intacct education center, the entire finance team can quickly become Sage Intacct reporting pros. Reporting courses include:

- Financial Reporting and Dashboards
- Nonprofit Financial Reporting and Dashboards
- Advanced Reporting and Insights
- Interactive Custom Report Writer





sageintacct.com
877-437-7765

For more information contact
Sage Intacct Accounting Partner

Proseer Inc
www.proseer.co

Sage

© 2022 The Sage Group plc or its licensors. Sage, Sage Logos, Sage product and service names mentioned herein are the trademarks of The Sage Group plc or its licensors. All other trademarks are the property of their respective owners.